

ALPINE PLACE



GOODWYN BUILDING CO.

Montgomery's Hometown Builder



1930 Alpine Drive \$307,300



1938 Alpine Drive \$308,600



1934 Alpine Drive \$312,200

6/3/26

✓ \$0 DOWN FINANCING AVAILABLE

VIEW ALL PLANS &
NEIGHBORHOODS AT
www.goodwynbuilding.com



Philip Goodwyn
Philip@GoodwynBuilding.com
334.296.2438

Welcome to

ALPINE PLACE



Alpine Road,
Deatsville, AL 36022



WHY WOULD YOU WANT AN ENERGY EFFICIENT HOME?

Alpine Place Home Features

You'll see the differences every day in your new energy-efficient home by **Goodwyn Building**.






- Reduced energy bills
- Healthier indoor air
- Increased value
- Reduced reliance on natural resources
- Lower greenhouse gas output

- Bermuda sod with shrubs
- Mailbox to match neighborhood
- Chimed doorbell
- Insulated exterior doors
- Steel panel garage door with 2 remotes
- Front & back porch lights
- 1 flood light
- 2 outside faucets
- Poured concrete driveway, walkway, & patio
- Ceramic tile in baths
- Carpet in bedrooms
- Vinyl plank in kitchen, breakfast area, & laundry room
- Wood cabinets in kitchen & baths
- Granite countertops in kitchen & baths
- Food waste disposal
- Over the range microwave
- Dishwasher
- Smooth top self cleaning range
- Wood burning fireplace with wraparound mantle
- Ceramic tile around fireplace
- Lighting packages in nickel finish
- Ceiling fans in master bedroom & family room
- Additional bedrooms are braced & wired for future fans
- Mirrors over all vanities
- Elongated toilets
- 2 inch faux wood window blinds throughout
- Electronic thermostat
- Attic access ladder
- Smoke detectors in each bedroom & hallway
- Carbon monoxide detector with attached garage
- Centralized cable command center including telephone jacks/TV cable outlets in each bedroom & great room
- Termite bond with sentricon system
- RWC 7 year homeowners warranty

Goodwyn Building has a set of standards to ensure that your home is the most energy-efficient and high-performance home around including:

- Matched HVAC Equipment
- 14.3 SEER Electric Air-to-Air Heat Pump
- R-4.2 ductwork located in conditioned space
- 6" open-cell sprayed foam roof deck insulation and 3.5" open-cell sprayed foam exterior walls
- Slab floor
- Double pane Low-E vinyl windows
- Metal poly-core French and solid-core doors.

1930 ALPINE DRIVE

 \$307,300  1764 SF  4 Bedrooms  2 Bathrooms  2 Car Garage



THE SAWGRASS FEATURES

- 10' Ceiling in Family Room
- Wood Burning Fireplace
- Eat-in Kitchen with Large Kitchen Island and dining area
- Ceiling Fans in Master & Great Room
- Separate Garden Tub & Shower in Master Bath
- Large Walk-in Closet & Double Vanities in Master
- Raised Vanities
- Hard Tile in Foyer, Fireplace & Bath
- Attic Access from Inside Hall & Garage
- Centrally Wired Command Center
- Garage Door Openers
- Bermuda Sod
- Spray Foam Insulation in All Exterior Walls & Roof Line
- Energy Saving Heat Pump Hot Water Heater
- Energy STAR Appliances & Fans

1938 ALPINE DRIVE






\$308,600 1792 SF 4 Bedrooms 2 Bathrooms 2 Car Garage



THE SWEETBAY FEATURES

- 10' Ceiling in Family Room
- Wood Burning Fireplace
- Eat-in Kitchen with Kitchen Island and Dining Area
- Ceiling Fans in Master & Great Room
- Separate Garden Tub & Shower in Master Bath
- Large Walk-in Closet & Double Vanities in Master
- Raised Vanities
- Hard Tile in Foyer, Fireplace & Bath
- Attic Access from Inside Hall & Garage
- Centrally Wired Command Center
- Garage Door Openers
- 700 Yards of Bermuda Sod
- Spray Foam Insulation in All Exterior Walls & Roof Line
- Energy Saving Heat Pump Hot Water Heater
- Energy STAR Appliances & Fans

1942 ALPINE DRIVE






 \$312,200  1857 SF  4 Bedrooms  2 Bathrooms  2 Car Garage



THE MAGNOLIA FEATURES

- Separate Dining Room
- 10' Ceiling in Family Room
- Wood Burning Fireplace
- Eat-in Kitchen with Breakfast Bar & Breakfast Nook
- Ceiling Fans in Master & Great Room
- Separate Garden Tub & Large Shower in Master Bath
- 2 Large Walk-in Closets & Double Vanities in Master
- Raised Vanities
- Hard Tile in Foyer, Fireplace & Bath
- Attic Access from Inside Hall & Garage
- Centrally Wired Command Center
- Garage Door Openers
- Bermuda Sod
- Spray Foam Insulation in All Exterior Walls & Roof Line
- Energy Saving Heat Pump Hot Water Heater
- Energy STAR Appliances & Fans

1934 ALPINE DRIVE

 \$312,200  1857 SF  4 Bedrooms  2 Bathrooms  2 Car Garage



THE MAGNOLIA FEATURES

- Separate Dining Room
- 10' Ceiling in Family Room
- Wood Burning Fireplace
- Eat-in Kitchen with Breakfast Bar & Breakfast Nook
- Ceiling Fans in Master & Great Room
- Separate Garden Tub & Large Shower in Master Bath
- 2 Large Walk-in Closets & Double Vanities in Master
- Raised Vanities
- Hard Tile in Foyer, Fireplace & Bath
- Attic Access from Inside Hall & Garage
- Centrally Wired Command Center
- Garage Door Openers
- Bermuda Sod
- Spray Foam Insulation in All Exterior Walls & Roof Line
- Energy Saving Heat Pump Hot Water Heater
- Energy STAR Appliances & Fans