

# Brierfield Estates

AVERAGE MONTHLY HEATING & COOLING COSTS  
**\$53**

## GOODWYN BUILDING CO. Montgomery's Hometown Builder



**The Windsor \$308,800**



**The Aspen \$314,300**



**The Willow \$319,500**



**The Cottonwood \$320,500**



**The Savannah \$321,300**



**The Sawgrass \$322,200**



**The Birch \$322,400**



**The Sweetbay \$323,500**



**The Magnolia \$327,200**

5/7/26

## \$0 DOWN FINANCING AVAILABLE

VIEW ALL PLANS & NEIGHBORHOODS AT  
[www.goodwynbuilding.com](http://www.goodwynbuilding.com)



**Philip Goodwyn**  
Philip@GoodwynBuilding.com  
334.296.2438

# Brierfield Estates

**GOODWYN BUILDING CO.**  
Montgomery's Hometown Builder



5/7/26

## ALSO BUILDING IN

Troy

**BUTTER & EGG**

Prattville

*Dawson's Mill*

Tallassee

STONERIDGE

Elmore

Brownstone

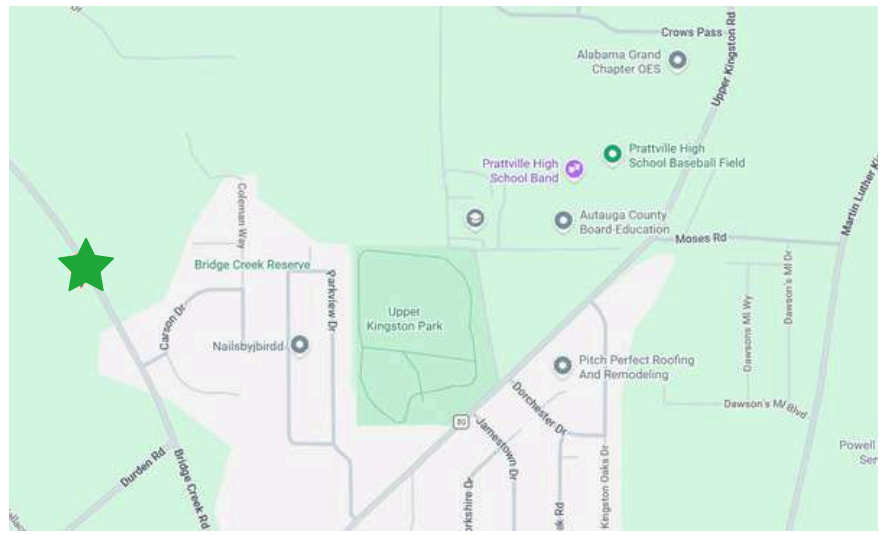
Deatsville

**LANDING PLACE**

# Welcome to

## Brierfield Estates

Briarfield Lane,  
Prattville, AL 36067



## WHY WOULD YOU WANT AN ENERGY EFFICIENT HOME?

## The Cove Home Features

You'll see the differences every day in your new energy-efficient home by **Goodwyn Building**.

- Reduced energy bills
- Healthier indoor air
- Increased value
- Reduced reliance on natural resources
- Lower greenhouse gas output

- Bermuda sod with shrubs
- Mailbox to match neighborhood
- Chimed doorbell
- Insulated exterior doors
- Steel panel garage door with 2 remotes
- Front & back porch lights
- 1 flood light
- 2 outside faucets
- Poured concrete driveway, walkway, & patio
- Ceramic tile in baths
- Carpet in bedrooms
- Vinyl plank in kitchen, breakfast area, & laundry room
- Wood cabinets in kitchen & baths
- Granite countertops in kitchen & baths
- Food waste disposal
- Over the range microwave
- Dishwasher
- Smooth top self cleaning range
- Wood burning fireplace with wraparound mantle
- Ceramic tile around fireplace
- Lighting packages in nickel finish
- Ceiling fans in master bedroom & family room
- Additional bedrooms are braced & wired for future fans
- Mirrors over all vanities
- Elongated toilets
- 2 inch faux wood window blinds throughout
- Electronic thermostat
- Attic access ladder
- Smoke detectors in each bedroom & hallway
- Carbon monoxide detector with attached garage
- Centralized cable command center including telephone jacks/TV cable outlets in each bedroom & great room
- Termite bond with sentricon system
- RWC 7 year homeowners warranty

**Goodwyn Building** has a set of standards to ensure that your home is the most energy-efficient and high-performance home around including:

- Matched HVAC Equipment
- 14.3 SEER Electric Air-to-Air Heat Pump
- R-4.2 ductwork located in conditioned space
- 6" open-cell sprayed foam roof deck insulation and 3.5" open-cell sprayed foam exterior walls
- Slab floor
- Double pane Low-E vinyl windows
- Metal poly-core French and solid-core doors.

# THE WINDSOR

\$308,800 1575 SF 3 Bedrooms 2 Bathrooms 2 Car Garage



## FLOOR PLAN FEATURES

- 10' Ceiling in Family Room
- Wood Burning Fireplace
- Large Kitchen Island with Breakfast Bar
- Dining Area & Breakfast Nook
- Ceiling Fans in Master & Great Room
- Separate Garden Tub & Shower in Master Bath
- Double Vanities in Master
- Large Walk-in Closets
- Raised Vanities
- Hard Tile in Foyer, Fireplace & Bath
- Attic Access from Inside Hall & Garage
- Centrally Wired Command Center
- Garage Door Openers
- 700 Yards of Bermuda Sod
- Spray Foam Insulation in All Exterior Walls & Roof Line
- Energy Saving Heat Pump Hot Water Heater
- Energy Efficient Appliances & Fans



# THE ASPEN

\$314,300 1655 SF 4 Bedrooms 2 Bathrooms 2 Car Garage



## FLOOR PLAN FEATURES

- 10' Ceiling in Family Room
- Wood Burning Fireplace
- Large Kitchen Island with Breakfast Bar
- Dining Area & Breakfast Nook
- Ceiling Fans in Master & Great Room
- Separate Garden Tub & Shower in Master Bath
- Double Vanities in Master
- Large Walk-in Closets
- Raised Vanities
- Hard Tile in Foyer, Fireplace & Bath
- Attic Access from Inside Hall & Garage
- Centrally Wired Command Center
- Garage Door Openers
- 700 Yards of Bermuda Sod
- Spray Foam Insulation in All Exterior Walls & Roof Line
- Energy Saving Heat Pump Hot Water Heater
- Energy Efficient Appliances & Fans

# THE WILLOW

\$319,500 1665 SF 4 Bedrooms 2 Bathrooms 2 Car Garage



## FLOOR PLAN FEATURES



- Separate Dining Room
- 10' Ceiling in Family Room
- Wood Burning Fireplace
- Eat-in Kitchen with Breakfast Nook & Breakfast Bar
- Ceiling Fans in Master & Great Room
- Separate Garden Tub & Shower in Master Bath
- Large Walk-in Closet & Double Vanities in Master
- Raised Vanities
- Hard Tile in Foyer, Fireplace & Bath
- Attic Access from Inside Hall & Garage
- Centrally Wired Command Center
- Garage Door Openers
- 700 Yards of Bermuda Sod
- Spray Foam Insulation in All Exterior Walls & Roof Line
- Energy Saving Heat Pump Hot Water Heater
- Energy Efficient Appliances & Fans

# THE COTTONWOOD

\$320,500 1725 SF 4 Bedrooms 2 Bathrooms 2 Car Garage



## FLOOR PLAN FEATURES



- 10' Ceiling in Family Room
- Wood Burning Fireplace
- Eat-in Kitchen with Large Island & Breakfast Nook
- Ceiling Fans in Master & Great Room
- Separate Garden Tub & Shower in Master Bath
- Large Walk-in Closet & Double Vanities in Master
- Raised Vanities
- Hard Tile in Foyer, Fireplace & Bath
- Attic Access from Inside Hall & Garage
- Centrally Wired Command Center
- Garage Door Openers
- 700 Yards of Bermuda Sod
- Spray Foam Insulation in All Exterior Walls & Roof Line
- Energy Saving Heat Pump Hot Water Heater
- Energy Efficient Appliances & Fans

# THE SAVANNAH

\$321,300 1745 SF 4 Bedrooms 2 Bathrooms 2 Car Garage



## FLOOR PLAN FEATURES

- Separate Dining Room
- 10' Ceiling in Family Room
- Wood Burning Fireplace
- Eat-in Kitchen with Breakfast Bar & Breakfast Nook
- Ceiling Fans in Master & Great Room
- Separate Garden Tub & Shower in Master Bath
- Large Walk-in Closet & Double Vanities in Master
- Raised Vanities
- Hard Tile in Foyer, Fireplace & Bath
- Attic Access from Inside Hall & Garage
- Centrally Wired Command Center
- Garage Door Openers
- 700 Yards of Bermuda Sod
- Spray Foam Insulation in All Exterior Walls & Roof Line
- Energy Saving Heat Pump Hot Water Heater
- Energy Efficient Appliances & Fans

# THE SAWGRASS

\$322,200 1764 SF 4 Bedrooms 2 Bathrooms 2 Car Garage



## FLOOR PLAN FEATURES

- 10' Ceiling in Family Room
- Wood Burning Fireplace
- Eat-in Kitchen with Kitchen Island and Dining Area
- Ceiling Fans in Master & Great Room
- Separate Garden Tub & Shower in Master Bath
- Large Walk-in Closet & Double Vanities in Master
- Raised Vanities
- Hard Tile in Foyer, Fireplace & Bath
- Attic Access from Inside Hall & Garage
- Centrally Wired Command Center
- Garage Door Openers
- 700 Yards of Bermuda Sod
- Spray Foam Insulation in All Exterior Walls & Roof Line
- Energy Saving Heat Pump Hot Water Heater
- Energy Efficient Appliances & Fans

# THE BIRCH






\$322,400 1803 SF 4 Bedrooms 2 Bathrooms 2 Car Garage



## FLOOR PLAN FEATURES

- 10' Ceiling in Family Room
- Wood Burning Fireplace
- Large Kitchen Island with Breakfast Bar
- Dining Area & Breakfast Nook
- Ceiling Fans in Master & Great Room
- Separate Garden Tub & Shower in Master Bath
- Double Vanities in Master
- Large Walk-in Closets
- Raised Vanities
- Hard Tile in Foyer, Fireplace & Bath
- Attic Access from Inside Hall & Garage
- Centrally Wired Command Center
- Garage Door Openers
- 700 Yards of Bermuda Sod
- Spray Foam Insulation in All Exterior Walls & Roof Line
- Energy Saving Heat Pump Hot Water Heater
- Energy Efficient Appliances & Fans

# THE SWEETBAY

 \$323,500  1792 SF  4 Bedrooms  2 Bathrooms  2 Car Garage



## FLOOR PLAN FEATURES

- 10' Ceiling in Family Room
- Wood Burning Fireplace
- Eat-in Kitchen with Kitchen Island and Dining Area
- Ceiling Fans in Master & Great Room
- Separate Garden Tub & Shower in Master Bath
- Large Walk-in Closet & Double Vanities in Master
- Raised Vanities
- Hard Tile in Foyer, Fireplace & Bath
- Attic Access from Inside Hall & Garage
- Centrally Wired Command Center
- Garage Door Openers
- 700 Yards of Bermuda Sod
- Spray Foam Insulation in All Exterior Walls & Roof Line
- Energy Saving Heat Pump Hot Water Heater
- Energy Efficient Appliances & Fans

# THE MAGNOLIA

\$327,200 1857 SF 4 Bedrooms 2 Bathrooms 2 Car Garage



## FLOOR PLAN FEATURES



- Separate Dining Room
- 10' Ceiling in Family Room
- Wood Burning Fireplace
- Eat-in Kitchen with Breakfast Bar & Breakfast Nook
- Ceiling Fans in Master & Great Room
- Separate Garden Tub & Large Shower in Master Bath
- 2 Large Walk-in Closets & Double Vanities in Master
- Raised Vanities
- Hard Tile in Foyer, Fireplace & Bath
- Attic Access from Inside Hall & Garage
- Centrally Wired Command Center
- Garage Door Openers
- 700 Yards of Bermuda Sod
- Spray Foam Insulation in All Exterior Walls & Roof Line
- Energy Saving Heat Pump Hot Water Heater
- Energy Efficient Appliances & Fans